


TECHNOLOGY IN MOTION



MACO
ESPAGS
ESPAGNOLETTES



Catalogue



Part number



Packing unit



Number of required night-vent striker plates



Number of required shootbolt striker plates



Number of required combi striker plates



Sash rebate width (SRW) and sash rebate height (SRH)



Overall component length



Overall component width



Cam height

Note: If not otherwise specified, all dimensions are stated in millimetres and packing units in items per box.



Dear MACO customer,

You are holding our new order catalogue in your hands. Our main aim was to present our product range in a simple and easy-to-understand manner in order to provide you with a practical working document. In addition to this catalogue, our package leaflet and assembly instructions will help you to process and install our products correctly. These are available to download from www.maco.eu.

Our products help to ensure that windows, doors and large-scale elements offer optimum function and security. As a premium manufacturer, that carries out its business according to the highest standards, the optimum quality and functionality of our hardware is our top priority. While we guarantee the best possible product characteristics for our hardware components, the responsibility for professional installation and correct fixing lies in your hands.

We want to support you, as a dealer or fabricator, with your responsibility for the safety of your products. Our binding assembly instructions and package leaflets provide information about the general use and processing of our hardware. To ensure the best fabrication and attachment of the hardware components – to suit the relevant installation situation, such as strength and profile design of the timber, arrangement of chambers and reinforcement in PVC profiles, etc., you can have elements tested and evaluated at our certified test centre: an air permeability and driving rain test as well as a pull-out test will help you to meet CE marking requirements. This means that you can rest assured that you are meeting all the standards and directives applicable to you.

You can find information about how to properly store our hardware components in the VHBH guideline of the Quality Assurance Association: Locks and Hardware (www.fvsb.de) or section Information on storage and transport of hardware components.

Important for dealers: MACO supplies its products with the corresponding number of package leaflets. As a dealer, you are responsible for enclosing the correct number of package leaflets with the products sold by you. Also, please ensure that you make your customers aware of the relevant binding instructions and legal aspects of the document.

We also provide you with operation and maintenance instructions for end users for you to pass on to your customers. These can also be downloaded from the MACO website (www.maco.eu).

We offer an option in our extranet (extranet.maco.eu) with our online catalogue, which, in addition to highly up-to-date information, also offers the advantage of extensive additional technical information for all components. You can obtain access details from your contact partner in field sales.

All of our printed documentation is continuously revised and expanded. Please make sure that you are working with our most current documentation. All of our documentation is available for download from www.maco.eu. We hope that the catalogue will prove to be a valuable tool for your daily work. We wish you every success and hope to see you online soon.

Please fill in completely

We confirm receipt and approvingly acknowledge its contents.	
<div style="border: 1px solid black; height: 100px; width: 100%; margin-bottom: 5px;"> <p style="margin: 0;">Stamp:</p> </div>	<hr style="width: 80%; margin: 0 auto;"/> <p style="margin: 0;"><i>Please print your name in capital letters</i></p>
Date: _____	Signature: _____

MACO sales manager: _____

MACO
ESPAGS



Symbols



1	Technical and general information	<i>i</i>	7
<hr/>			
2	MKV	2	13
<hr/>			
3	M-SPAG	3	17
<hr/>			
4	OFFSET	4	27
<hr/>			
5	INLINE	5	31
<hr/>			
6	MK I	6	35
<hr/>			
7	MACH II	7	43
<hr/>			
8	R.A.I.L.	8	51
<hr/>			
9	Friction hinges	9	55
<hr/>			
10	Striker plates	10	67
<hr/>			
11	Hinge protectors	11	69
<hr/>			
12	Restrictors	12	73
<hr/>			
13	Directory		
<hr/>			

MACO
ESPAGS





1 Technical and general information

1.1	How to use the catalogue	8
1.2	Certificates and guarantees	9
1.3	Product Liability	10
1.4	General Terms and Conditions	11
1.5	Profile specifications	12



1 Technical and general information

1.1 How to use the catalogue

If not otherwise specified, all dimensions are stated in millimetres and packing units in items per box.

Drawings and diagrams are not to scale.

The content of this document is constantly being updated, so regular comparison is necessary.

No liabilities are accepted for possible printing errors, mistakes or changes.

The current version is downloadable from our website (www.maco.eu).

Please send comments or suggestions about our catalogues by email to feedback@maco.eu.



1.2 Certificates and guarantees

MACO ensures high quality, not only with ongoing continuous internal testing, but also through external auditing by renowned, independent institutes. Copies of all our current independent test certificates, covering our quality, safety and environmental management systems, as well as our product

guarantees are available to download from our website www.maco.eu. In addition our safety descriptions relating to dangerous substances (REACH Declaration) are available, covering all MACO products.





1.3 Product Liability

“ESPAGS“ Window Espagnolettes

In accordance with the manufacturer's liability for his products, which is defined in the “Product Liability Law” (§ 1 PHG), the following information is binding and should be considered for the entire “Espags” espagnolette product range. Non compliance shall relieve the manufacturer of all liability.

1. PRODUCT INFORMATION AND CONVENTIONAL USE

In terms of this definition, the espagnolette product range includes (window sash and frame) fittings for timber, PVC-u and aluminium and their corresponding material combinations.

1.1 Inline and Offset espagnolettes

When closing and locking the window one or more adjustable mushroom bolts engage into striker plates. The espagnolette is activated by turning the handle through 90°.

1.2 Shootbolt espagnolettes

When closing and locking the window a combination of adjustable mushroom bolts and end shootbolts engage into striker plates. The espagnolette is activated by turning the handle through 90°.

1.3 R.A.I.L. espagnolettes

When closing and locking the window one or more pairs of adjustable mushroom bolts engage together into striker plates. The espagnolette is activated by turning the handle through 90°.

2. PRODUCT INSTALLATION

MACO espagnolettes should only be fitted by specialists. The MACO espagnolette must be able to be fitted easily into the recesses made in the window sash. Any components forced into the recess can impair the functionality of the espagnolette fitting.

The espagnolette must be screwed onto the window using appropriate tools that have a torque function.

The striker plates (mushroom, shootbolt and combination (combi)) must be fitted in such a way that they allow the espagnolette locking points to enter unhindered. Any component forced into a striker plate can impair the functionality of the espagnolette locking system.

To ensure the correct function of the mushroom striker plates they contain notches on the face that correspond to the centre of the mushroom bolt, which designate the optimal position of the striker plate. Shootbolt striker plates should be inserted into a mushroom strike and together they are located into the corners of the frame. When using combination (combi) striker plates these are simply located into the corners of the frame.

The striker plates must be screwed onto the frame using appropriate screws for the correct application with tools that have a torque function.

3. PRODUCT MAINTENANCE

In order to ensure perfect functionality of MACO window espagnolettes

- the necessary information and instructions are to be transferred to the appropriate persons;
- the applicable standards are to be observed;
- MACO espagnolettes must be used according to their defined function;
- the manufacturer's regulations concerning the configuration of the fittings are to be observed;
- maintenance and care instructions are to be followed;
- faults may only be repaired by specialist personnel.

4. PRODUCT PERFORMANCE

Unless the product performances and explicitly specified in our catalogues and brochures, the requirements of the individual locking system must be agreed with us.

The information concerning product performance solely refers to the combination of MACO original parts.

The efficiency of locking systems depends on, among other things, frequency of use, method of operation, environmental influences, maintenance and care.



1.4 General Terms and Conditions

Our current general terms and conditions are available for download from our website (www.maco.eu).

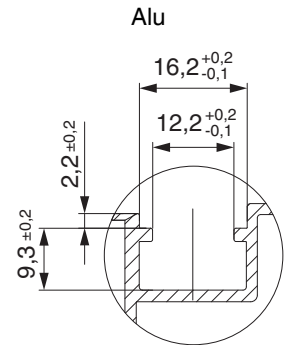
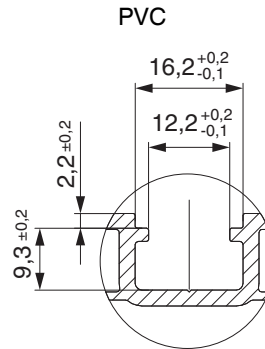
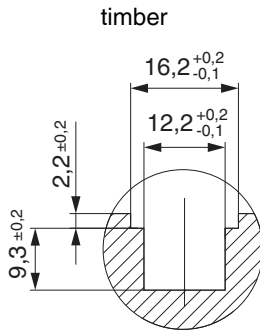


1.5 Profile specifications

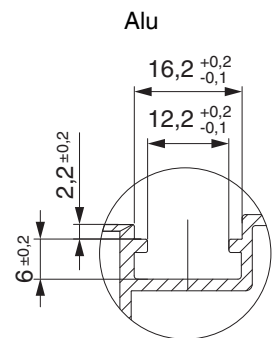
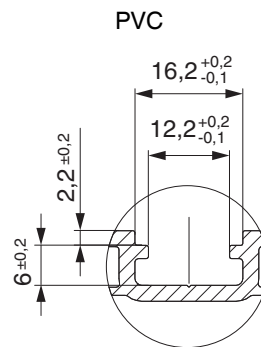
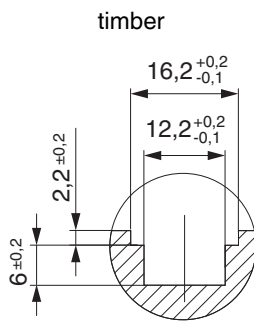
1.5.1 Eurogroove

For installation of turn-only and turn&tilt hardware the Eurogroove must be designed according to the following specifications:

Eurogroove



Shallow Eurogroove





2 MKV

2.1	MKV Overview sizes & range	14
2.2	Backset 21 mm	15

2 MKV

2.1 MKV Overview sizes & range

① Size 5 1.337 - 1.640 mm



② Size 4 1.033 - 1.336 mm



③ Size 3 729 - 1.032 mm



④ Size 2 577 - 728 mm







⑤ Size 1 500 - 576 mm







2.2 Backset 21 mm



2.2.1 Mushroom Height 7.7 mm, Telescopic		L					No	No Tricoat
- silver	size 1	500	500 - 576	1	2	10	229892	
	size 2	576	577 - 728	1	2	10	229893	
	size 3	728	729 - 1.032	1	2	10	229894	
	size 4	1.032	1.033 - 1.336	1	2	10	229895	
	size 5	1.336	1.337 - 1.640	1	2	10	229896	



2.2.2 Mushroom Height 9 mm, Telescopic		L					No	No Tricoat
- silver	size 1	500	500 - 576	1	2	10	229897	
	size 2	576	577 - 728	1	2	10	229898	
	size 3	728	729 - 1.032	1	2	10	229899	
	size 4	1.032	1.033 - 1.336	1	2	10	229900	
	size 5	1.336	1.337 - 1.640	1	2	10	229901	

MACO
ESPAGS



MKV



3 M-SPAG

3.1	M-SPAG Overview sizes & range	18
3.2	Backset 20 mm	19
3.3	Backset 22 mm	20
3.4	M-Spag Reach	21
3.5	M-SPAG accessories	22
3.6	M-Spag Size 0 croppable	23
3.7	M-Spag croppable	24
3.8	Shootbolt extensions, croppable	25

3 M-SPAG

3.1 M-SPAG Overview sizes & range

① Size 4 · 1200–1500 mm



② Size 3 · 900–1200 mm



③ Size 2 · 700–900 mm



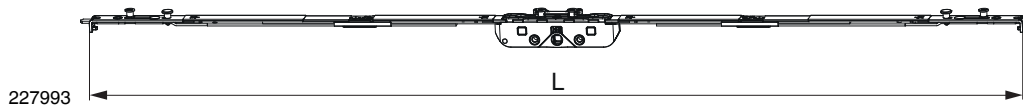
④ Size 1 · 600–700 mm







⑤ Size 0 · 500–600 mm

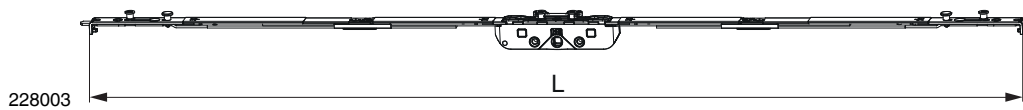


3.2 Backset 20 mm







3.2.1 Mushroom height 7.7 mm, telescopic

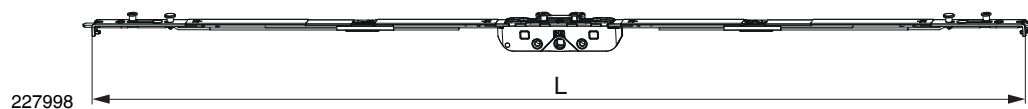
	L					No	No Tricoat	
- silver	size 0	500	500 - 600	1	2	10	227990	
	size 1	600	600 - 700	1	2	10	227991	
	size 2	700	700 - 900	1	2	10	227992	
	size 3	900	900 - 1.200	1	2	10	227993	
	size 4	1.200	1.200 - 1.500	1	2	10	227994	







3.2.2 Mushroom height 9.0 mm, telescopic

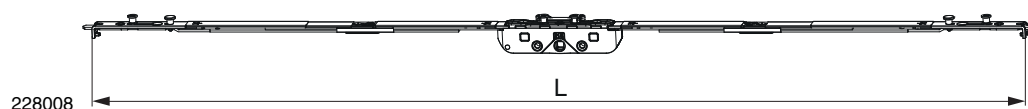
	L					No	No Tricoat	
- silver	size 0	500	500 - 600	1	2	10	228000	
	size 1	600	600 - 700	1	2	10	228001	
	size 2	700	700 - 900	1	2	10	228002	
	size 3	900	900 - 1.200	1	2	10	228003	
	size 4	1.200	1.200 - 1.500	1	2	10	228004	

3.3 Backset 22 mm







3.3.1 Mushroom height 7.7 mm, telescopic

	L					No	No Tricoat	
- silver	size 0	500	500 - 600	1	2	10	227995	
	size 1	600	600 - 700	1	2	10	227996	
	size 2	700	700 - 900	1	2	10	227997	
	size 3	900	900 - 1.200	1	2	10	227998	
	size 4	1.200	1.200 - 1.500	1	2	10	227999	

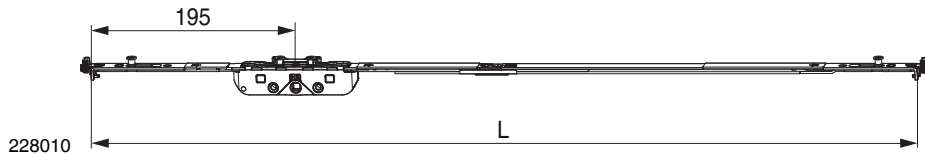


3.3.2 Mushroom height 9.0 mm, telescopic

	L					No	No Tricoat	
- silver	size 0	500	500 - 600	1	2	10	228005	
	size 1	600	600 - 700	1	2	10	228006	
	size 2	700	700 - 900	1	2	10	228007	
	size 3	900	900 - 1.200	1	2	10	228008	
	size 4	1.200	1.200 - 1.500	1	2	10	228009	

3.4 M-Spag Reach


3.4.1 Backset 20 mm



228010

3.4.1.1 Mushroom Height 7.7 mm

		L					No	No Tricoat
- silver	size 1	650	650 - 800	1	2	10	228010	
	size 2	800	800 - 950	1	2	10	228011	

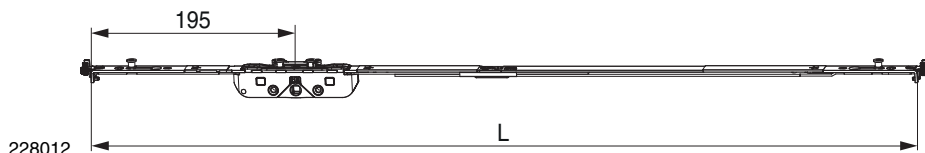


228014

3.4.1.2 Mushroom Height 9.0 mm

		L					No	No Tricoat
- silver	size 1	650	650 - 800	1	2	10	228014	
	size 2	800	800 - 950	1	2	10	228015	

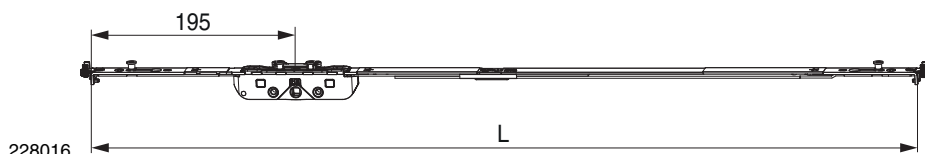
3.4.2 Backset 22 mm



228012

3.4.2.1 Mushroom Height 7.7 mm

		L					No	No Tricoat
- silver	size 1	650	650 - 800	1	2	10	228012	
	size 2	800	800 - 950	1	2	10	228013	

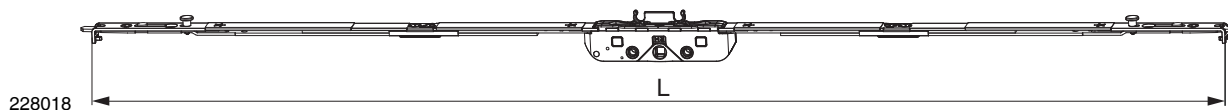


228016




3.4.2.2 Mushroom Height 9.0 mm

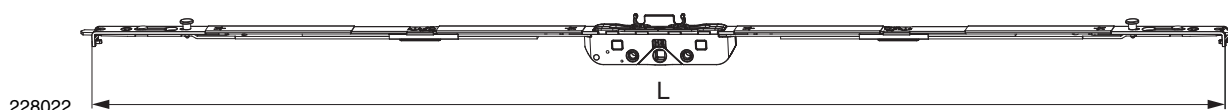
		L					No	No Tricoat
- silver	size 1	650	650 - 800	1	2	10	228016	
	size 2	800	800 - 950	1	2	10	228017	

3.5 M-SPAG accessories






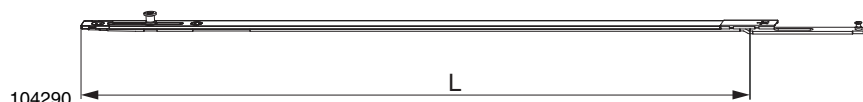
3.5.1 French casement M-SPAG, backset 20 mm

	L				No	No Tricoat
- silver	size 1 600	600 - 700	2	10	228018	
	size 2 700	700 - 900	2	10	228019	
	size 3 900	900 - 1.200	2	10	228020	
	size 4 1.200	1.200 - 1.500	2	10	228021	



3.5.2 French casement M-SPAG, backset 22 mm

	L				No	No Tricoat
- silver	size 1 600	600 - 700	2	10	228022	
	size 2 700	700 - 900	2	10	228023	
	size 3 900	900 - 1.200	2	10	228024	
	size 4 1.200	1.200 - 1.500	2	10	228025	



3.5.3 M-SPAG extensions

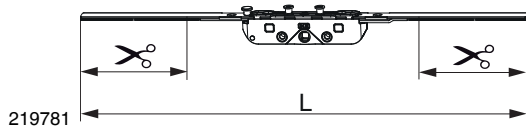
	L			No	No Tricoat
- silver	250	MH7.7	20	104288	
		MH9.0	20	104289	
	500	MH7.7	20	104290	
		MH9.0	20	104291	



3.5.4 M-SPAG stabilizing plate

		No	No Tricoat
- silver	200	367891	
	200	367892	

3.6 M-Spag Size 0 croppable



219781

3.6.1 Backset 20 mm



- silver

428

142

320 - 600

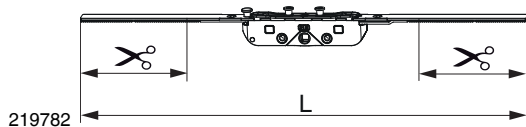
1

MH7.7
MH9.0

10

219781

219783



219782

3.6.2 Backset 22 mm



- silver

428

142

320 - 600

1

MH7.7
MH9.0

10

219782

219784



219785

3.6.3 Extension size 0



- silver

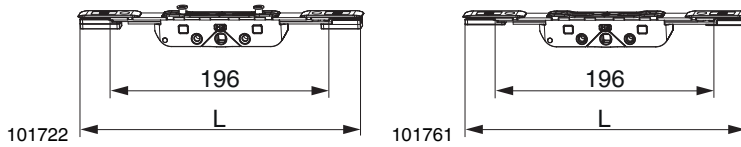
58




1

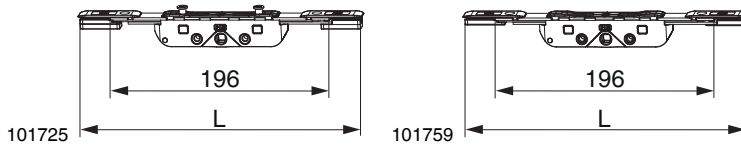
20




219785

3.7 M-Spag croppable



3.7.1 Backset 20 mm		L				No	No Tricoat
- silver	Eurogroove	251	1	MH7.7	10	101722	
	shallow Eurogroove	251	1	MH9.0	10	101726	
	Eurogroove	251	1	MH9.0	10	101728	102708
	shallow Eurogroove	251	0		10	101762	
	Eurogroove	251	0		10	101761	








3.7.2 Backset 22 mm		L				No	No Tricoat
- silver	shallow Eurogroove	251	1	MH7.7	10	101723	102705
	Eurogroove	251	1	MH7.7	10	101725	
				MH9.0	10	101730	
	shallow Eurogroove	251	0		10	101760	
	Eurogroove	251	0		10	101759	

3.8 Shootbolt extensions, croppable








58167

3.8.1 Mushroom height 7.7 mm		L						No	No Tricoat
- silver	size 0	132	40	320 - 400	1	0	40	58177	214125
	size 1	356	232	401 - 800	0	1	40	58160	209717
	size 2	492	168	801 - 1.100	0	1	40	58166	216094
	size 3	642	168	1.101 - 1.400	0	1	40	58167	216095



58169

3.8.2 Mushroom height 9.0 mm		L						No	No Tricoat
- silver	size 0	132	40	320 - 400	1	0	40	58177	214125
	size 1	356	232	401 - 800	0	1	40	58161	213444
	size 2	492	168	801 - 1.100	0	1	40	58168	216096
	size 3	642	168	1.101 - 1.400	0	1	40	58169	216097

3

MACO
ESPAGS



M-SPAG

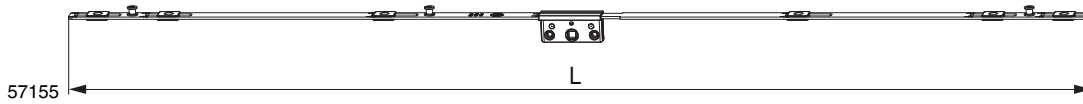


4 OFFSET




4.1	Espagnolettes, backset 20 mm	28
4.2	Espagnolettes, backset 25 mm	29

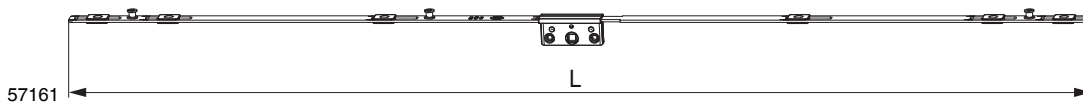
4 OFFSET

4.1 Espagnolettes, backset 20 mm






4.1.1 Mushroom height 7.7 mm

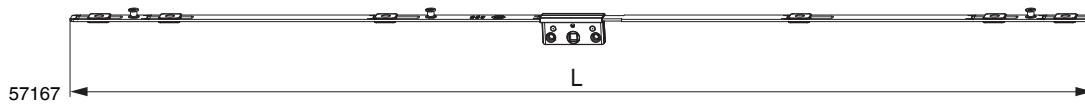
	L				No	No Tricoat	
- silver	size 0	291	310 - 510	2	20	57151	
	size 1	381	400 - 600	2	20	57152	
	size 2	581	601 - 800	2	20	57153	
	size 3	781	801 - 1.000	2	20	57154	
	size 4	981	1.001 - 1.200	3	20	57155	
	size 5	1.181	1.201 - 1.400	3	20	57156	






4.1.2 Mushroom height 9.0 mm

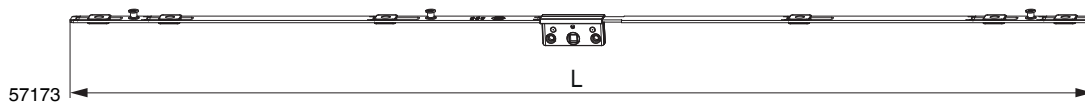
	L				No	No Tricoat	
- silver	size 0	291	310 - 510	2	20	57157	
	size 1	381	400 - 600	2	20	57158	
	size 2	581	601 - 800	2	20	57159	
	size 3	781	801 - 1.000	2	20	57160	
	size 4	981	1.001 - 1.200	3	20	57161	
	size 5	1.181	1.201 - 1.400	3	20	57162	

4.2 Espagnolettes, backset 25 mm






4.2.1 Mushroom height 7.7 mm

		L				No	No Tricoat
- silver	size 0	291	310 - 510	2	20	57163	
	size 1	381	400 - 600	2	20	57164	
	size 2	581	601 - 800	2	20	57165	
	size 3	781	801 - 1.000	2	20	57166	
	size 4	981	1.001 - 1.200	3	20	57167	
	size 5	1.181	1.201 - 1.400	3	20	57168	



4.2.2 Mushroom height 9.0 mm

		L				No	No Tricoat
- silver	size 0	291	310 - 510	2	20	57169	
	size 1	381	400 - 600	2	20	57170	
	size 2	581	601 - 800	2	20	57171	
	size 3	781	801 - 1.000	2	20	57172	
	size 4	981	1.001 - 1.200	3	20	57173	
	size 5	1.181	1.201 - 1.400	3	20	57174	

MACO
ESPAGS



OFFSET

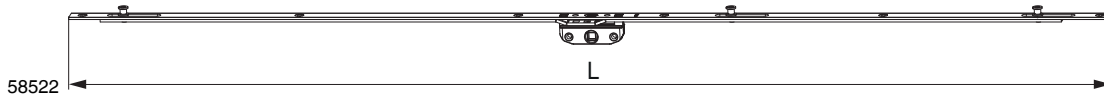





5 **INLINE**

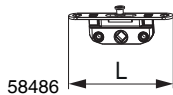
5.1	Espagnolettes, backset 20 mm	32
5.2	Espagnolettes, backset 22 mm	33

5 INLINE

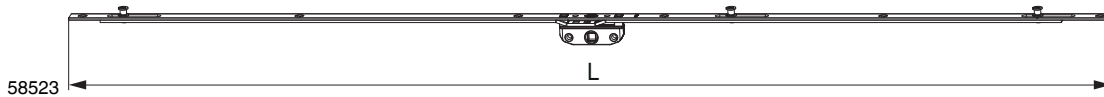
5.1 Espagnolettes, backset 20 mm






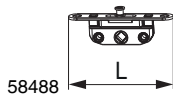
5.1.1 Mushroom height 7.7 mm	L				No	No Tricoat
- silver						
size 0	260	260 - 400	2	20	58493	226580
size 1	400	401 - 600	2	20	58501	226581
size 2	600	601 - 800	2	20	58508	226582
size 3	800	801 - 1.000	2	20	58515	226585
size 4	1.000	1.001 - 1.200	3	20	58522	226583
size 5	1.200	1.201 - 1.400	3	10	58528	




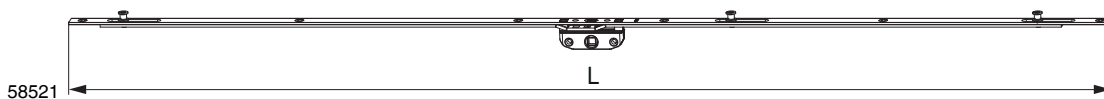
5.1.2 Single cam, mushroom height 7.7 mm	L			No	No Tricoat
- silver	100	1	20	58486	






5.1.3 Mushroom height 9.0 mm	L				No	No Tricoat
- silver						
size 0	260	260 - 400	2	20	58494	
size 1	400	401 - 600	2	20	58502	
size 2	600	601 - 800	2	20	58509	
size 3	800	801 - 1.000	2	20	58516	
size 4	1.000	1.001 - 1.200	3	20	58523	
size 5	1.200	1.201 - 1.400	3	10	58529	

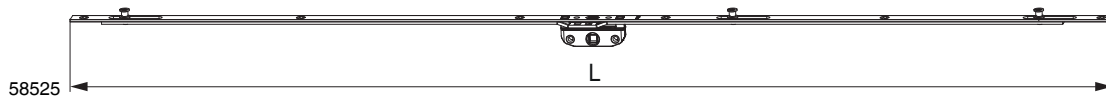


5.1.4 Single cam, mushroom height 9.0 mm	L			No	No Tricoat
- silver	100	1	20	58488	



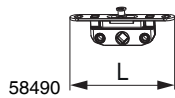
5.1.5 Mushroom height 10.5 mm	L				No	No Tricoat
- silver						
size 1	400	400 - 600	2	20	58500	
size 2	600	601 - 800	2	20	58507	
size 4	1.000	1.001 - 1.200	3	20	58521	

5.2 Espagnolettes, backset 22 mm



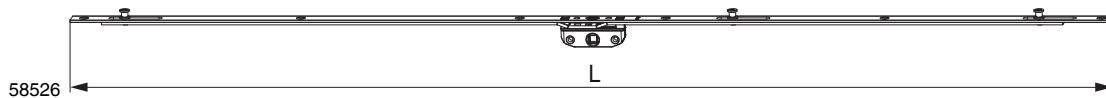
5.2.1 Mushroom height 7.7 mm

		L				No	No Tricoat
- silver	size 0	260	260 - 400	2	20	58496	
	size 1	400	401 - 600	2	20	58504	
	size 2	600	601 - 800	2	20	58511	
	size 3	800	801 - 1.000	2	20	58518	
	size 4	1.000	1.001 - 1.200	3	20	58525	
	size 5	1.200	1.201 - 1.400	3	10	58530	



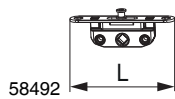
5.2.2 Single cam, mushroom height 7.7 mm

		L			No	No Tricoat
- silver		100	1	20	58490	



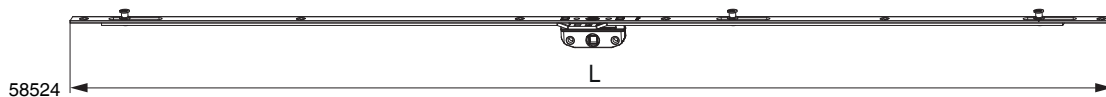
5.2.3 Mushroom height 9.0 mm

		L				No	No Tricoat
- silver	size 0	260	260 - 400	2	20	58497	
	size 1	400	401 - 600	2	20	58505	
	size 2	600	601 - 800	2	20	58512	
	size 3	800	801 - 1.000	2	20	58519	
	size 4	1.000	1.001 - 1.200	3	20	58526	
	size 5	1.200	1.201 - 1.400	3	10	58531	



5.2.4 Single cam, mushroom height 9.0 mm

		L			No	No Tricoat
- silver		100	1	20	58492	



5.2.5 Mushroom height 10.5 mm

		L				No	No Tricoat
- silver	size 1	400	400 - 600	2	20	58503	
	size 2	600	601 - 800	2	20	58510	
	size 3	800	801 - 1.000	2	20	58517	
	size 4	1.000	1.001 - 1.200	3	20	58524	

MACO
ESPAGS



INLINE



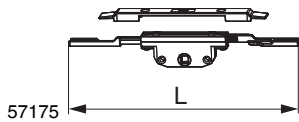
6 MK I

6.1	Reverse action shootbolt espagnolettes	36
6.2	Shootbolt extensions for PVC	38
6.3	Shootbolt extensions for timber	39
6.4	Shootbolt extensions for French casement windows	40
6.5	Mushroom extensions	41

6 MK I

6.1 Reverse action shootbolt espagnolettes

6.1.1 Drive gear with cover holders and cover



57175

6.1.1.1 Backset 20 mm

L



No

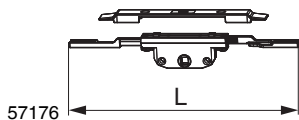
No
Tricoat

- silver

220

40

57175



57176

6.1.1.2 Backset 22 mm

L



No

No
Tricoat

- silver

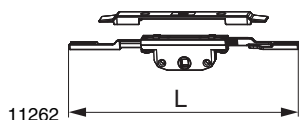
220

40

57176

214117

6.1.2 Drive gear with cover



11262

6.1.2.1 Backset 20 mm

L



No

No
Tricoat

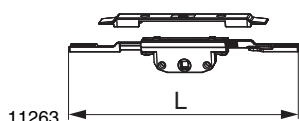
- silver

220

40

11262

102699



11263

6.1.2.2 Backset 22 mm

L



No

No
Tricoat

- silver

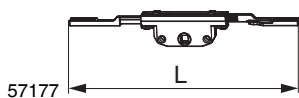
220

40

11263

101536

6.1.3 Drive gear without cover



57177

6.1.3.1 Backset 20 mm



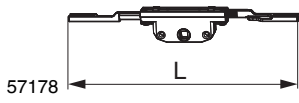
No

No
Tricoat

- silver

40

57177



6.1.3.2 Backset 22 mm

- silver



40

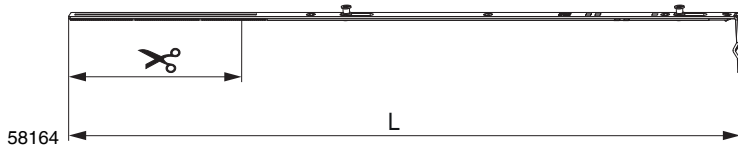








57178

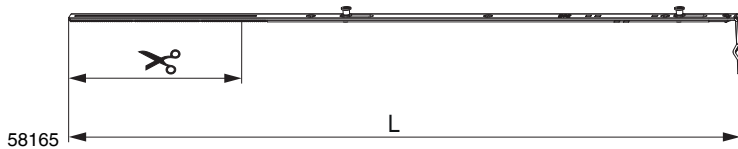








Tricoat

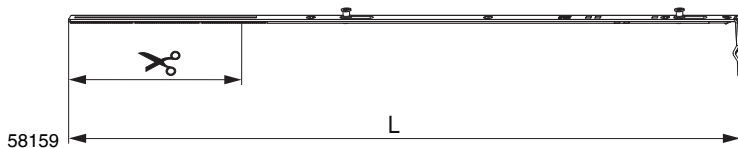
6.2 Shootbolt extensions for PVC









6.2.1 Mushroom height 7.7 mm		L							No	No Tricoat
- silver	size 0	132	40	320 - 400	0	1	0	40	58177	214125
	size 1	356	232	401 - 800	0	0	1	40	58160	209717
	size 2	492	168	801 - 1.100	1	0	1	40	58162	209019
	size 3	642	168	1.101 - 1.400	1	0	1	40	58164	209070

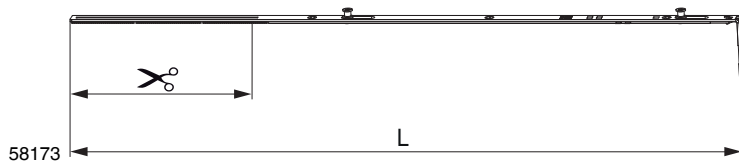








6.2.2 Mushroom height 9.0 mm		L							No	No Tricoat
- silver	size 0	132	40	320 - 400	0	1	0	40	58177	214125
	size 1	356	232	401 - 800	0	0	1	40	58161	213444
	size 2	492	168	801 - 1.100	1	0	1	40	58163	
	size 3	642	168	1.101 - 1.400	1	0	1	40	58165	

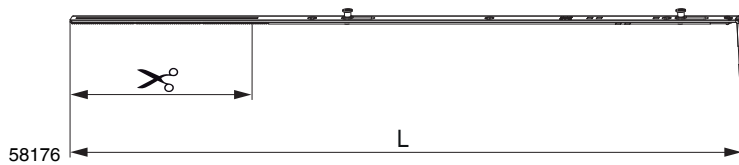








6.2.3 Mushroom height 10.5 mm		L							No	No Tricoat
- silver	size 0	132	40	320 - 400	0	1	0	40	58177	214125
	size 1	356	232	401 - 800	0	0	1	30	58157	
	size 2	492	168	801 - 1.100	1	0	1	30	58158	
	size 3	642	168	1.101 - 1.400	1	0	1	40	58159	

6.3 Shootbolt extensions for timber

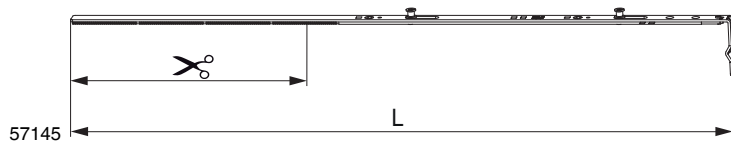







6.3.1 Mushroom height 7.7 mm		L							No	No Tricoat
- silver	size 0	132	40	320 - 400	0	1	0	40	58170	213184
	size 1	356	232	401 - 800	0	0	1	40	58171	206590
	size 2	492	168	801 - 1.100	1	0	1	40	58172	206615
	size 3	642	168	1.101 - 1.400	1	0	1	40	58173	206591

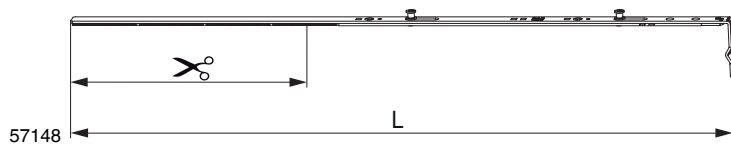







6.3.2 Mushroom height 9.0 mm		L							No	No Tricoat
- silver	size 0	132	40	320 - 400	0	1	0	40	58170	213184
	size 1	356	232	401 - 800	0	0	1	40	58174	214122
	size 2	492	168	801 - 1.100	1	0	1	40	58175	214123
	size 3	642	168	1.101 - 1.400	2	1	0	40	58176	214124

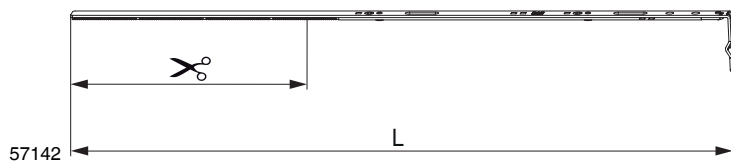
6.4 Shootbolt extensions for French casement windows







6.4.1 Primary sash extensions, mushroom height 7.7 mm		L						No	No Tricoat
- silver	size 1	433	232	600 - 1.000	1	1	40	57143	
	size 2	633	232	1.001 - 1.400	2	1	40	57145	213188



6.4.2 Primary sash extensions, mushroom height 9.0 mm		L						No	No Tricoat
- silver	size 1	433	232	600 - 1.000	1	1	40	57146	215299
	size 2	633	232	1.001 - 1.400	2	1	40	57148	222616





6.4.3 Slave sash extensions		L					No	No Tricoat
- silver	size 1	433	232	600 - 1.000	1	40	57141	213185
	size 2	633	232	1.001 - 1.400	1	40	57142	213186

6.5 Mushroom extensions



11804 

6.5.1 Mushroom height 7.7 mm

	L			No	No Tricoat
- silver	250	1	20	11804	101537
	600	1	20	102858	

101530 

6.5.2 Mushroom height 9.0 mm

	L			No	No Tricoat
- silver	250	1	20	101530	102743
	600	1	20	102859	

MACO
ESPAGS



MK I



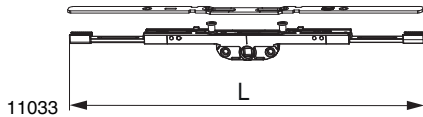
7 MACH II

7.1	Reverse action shootbolt espagnolettes _____	44
7.2	Shootbolt extensions, non croppable _____	46
7.3	Shootbolt extensions, croppable _____	47
7.4	Shootbolt extensions for French casement windows _____	48
7.5	Shootbolt extensions for top hung windows _____	49
7.6	Shootbolt centre locks for top hung windows _____	50

7 MACH II

7.1 Reverse action shootbolt espagnolettes

7.1.1 Non croppable, backset 20 mm



7.1.1.1 Mushroom height 7.7 mm

L



No

No
Tricoat

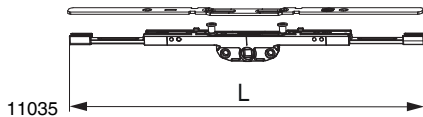
- silver

340

1

20

11033



7.1.1.2 Mushroom height 9.0 mm

L



No

No
Tricoat

- silver

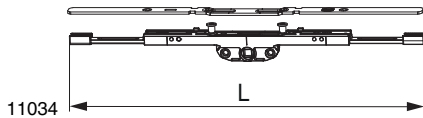
340

1

20

11035

7.1.2 Non croppable, backset 22 mm



7.1.2.1 Mushroom height 7.7 mm

L



No

No
Tricoat

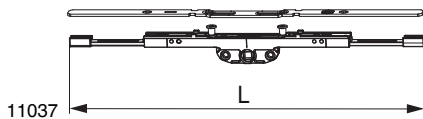
- silver

340

1

20

11034



7.1.2.2 Mushroom height 9.0 mm

L



No

No
Tricoat

- silver

340

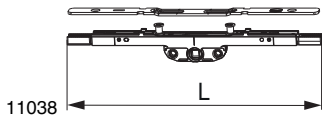
1

20



11037

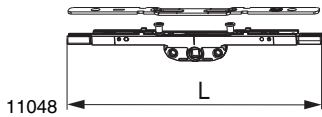
224790

7.1.3 Croppable, backset 20 mm





7.1.3.1 Mushroom height 7.7 mm

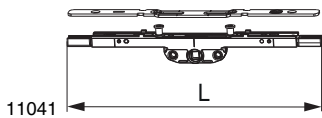
- silver	L			No	No Tricoat
	244	1	20	11038	



7.1.3.2 Mushroom height 9.0 mm

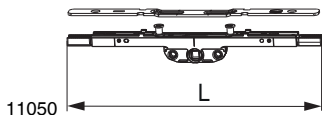
- silver	L			No	No Tricoat
	244	1	20	11048	

7.1.4 Croppable, backset 22 mm





7.1.4.1 Mushroom height 7.7 mm

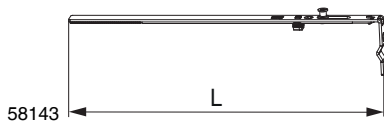
- silver	L			No	No Tricoat
	244	1	20	11041	







7.1.4.2 Mushroom height 9.0 mm

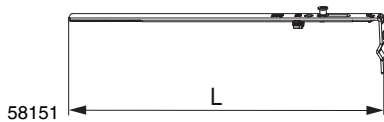
- silver	L			No	No Tricoat
	244	1	20	11050	104019

7.2 Shootbolt extensions, non croppable








7.2.1 Mushroom height 7.7 mm

		L					No	No Tricoat
- silver	size 1	150	500 - 600	1	0	40	58140	
	size 2	200	601 - 700	0	1	40	58141	
	size 3	250	701 - 800	0	1	40	58142	
	size 4	300	801 - 900	0	1	40	58143	
	size 5	350	900 - 1.000	0	1	40	58144	
	size 6	400	1.001 - 1.100	0	1	40	58145	
	size 7	450	1.100 - 1.200	0	1	40	58146	
	size 8	500	1.201 - 1.300	0	1	40	58147	
	size 9	550	1.301 - 1.400	0	1	40	58148	








7.2.2 Mushroom height 9.0 mm

		L						No	No Tricoat
- silver	size 1	150	500 - 600	0	1	0	40	58140	
	size 2	200	600 - 700	0	0	1	40	58149	
	size 3	250	701 - 800	1	1	0	40	58150	
	size 4	300	801 - 900	1	1	0	40	58151	
	size 5	350	901 - 1.000	1	1	0	40	58152	
	size 6	400	1.001 - 1.100	1	1	0	40	58153	
	size 7	450	1.101 - 1.200	1	1	0	40	58154	
	size 8	500	1.201 - 1.300	1	1	0	40	58155	
	size 9	550	1.301 - 1.400	1	1	0	40	58156	

7.3 Shootbolt extensions, croppable








58167

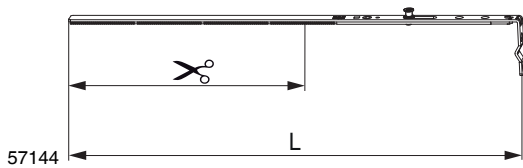
7.3.1 Mushroom height 7.7 mm		L						No	No Tricoat
- silver	size 0	132	40	320 - 400	1	0	40	58177	214125
	size 1	356	232	401 - 800	0	1	40	58160	209717
	size 2	492	168	801 - 1.100	0	1	40	58166	216094
	size 3	642	168	1.101 - 1.400	0	1	40	58167	216095








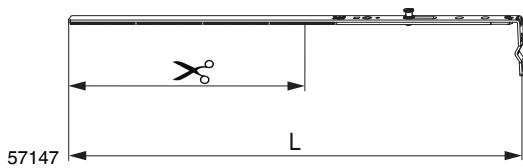
58169






7.3.2 Mushroom height 9.0 mm		L						No	No Tricoat
- silver	size 0	132	40	320 - 400	1	0	40	58177	214125
	size 1	356	232	401 - 800	0	1	40	58161	213444
	size 2	492	168	801 - 1.100	0	1	40	58168	216096
	size 3	642	168	1.101 - 1.400	0	1	40	58169	216097

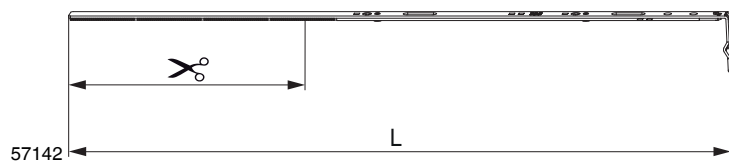
7.4 Shootbolt extensions for French casement windows







7.4.1 Primary sash extensions, mushroom height 7.7 mm		L						No	No Tricoat
- silver	size 1	433	232	600 - 1.000	1	1	40	57143	
	size 2	633	232	1.001 - 1.400	1	1	40	57144	

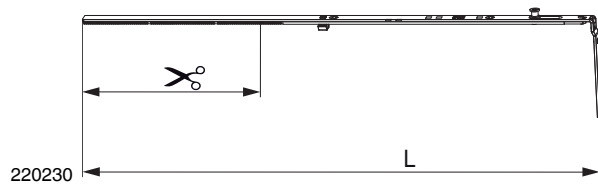


7.4.2 Primary sash extensions, mushroom height 9.0 mm		L						No	No Tricoat
- silver	size 1	433	232	600 - 1.000	1	1	40	57146	215299
	size 2	633	232	1.001 - 1.400	1	1	40	57147	







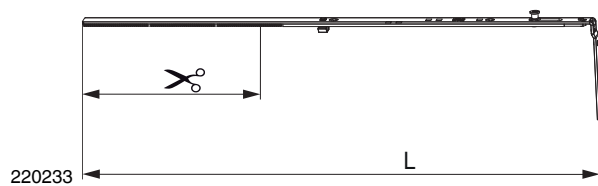
7.4.3 Secondary sash extensions		L					No	No Tricoat
- silver	size 1	433	232	600 - 1.000	1	40	57141	213185
	size 2	633	232	1.001 - 1.400	1	40	57142	213186

7.5 Shootbolt extensions for top hung windows







7.5.1 Mushroom height 7.7 mm


		L					No	No Tricoat
- silver	size 1	320	168	500 - 800	1	40	220229	211689
	size 2	492	168	801 - 1.100	1	30	220230	211690






7.5.2 Mushroom height 9.0 mm

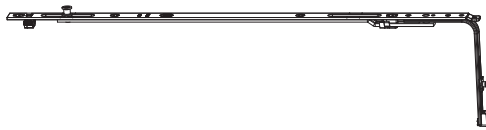
		L					No	No Tricoat
- silver	size 1	320	168	500 - 800	1	40	220232	
	size 2	492	168	801 - 1.100	1	30	220233	222623

7.6 Shootbolt centre locks for top hung windows






220029

7.6.1 Mushroom height 7.7 mm	L				No	No Tricoat	
- silver	size 000	352	600 - 750	1	20	205961	211691
	size 00	452	750 - 1.050	1	20	220029	211692
	size 0	580	1.051 - 1.300	1	20	220030	211693
	size 1	680	1.250 - 1.500	1	20	220031	



220035

7.6.2 Mushroom height 9.0 mm	L				No	No Tricoat	
- silver	size 000	352	600 - 750	1	20	209719	
	size 00	452	750 - 1.050	1	20	220035	
	size 0	580	1.051 - 1.300	1	20	220036	
	size 1	680	1.250 - 1.500	1	20	220037	

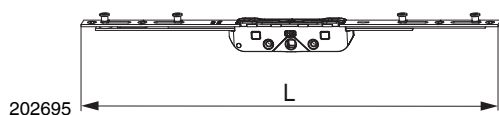


8 R.A.I.L.

8.1	Espagnolettes, backset 20 mm	52
8.2	Espagnolettes, backset 22 mm	53
8.3	R.A.I.L. REACH	54




8 R.A.I.L.

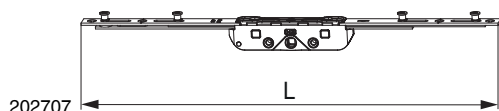
8.1 Espagnolettes, backset 20 mm



8.1.1 Mushroom height 7.7 mm




- silver

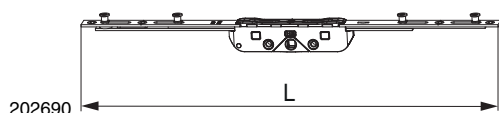
	L				No	No Tricoat
size 1	200	200 - 400	1	10	202693	208159
size 2	400	401 - 600	2	10	202694	208160
size 3	600	601 - 800	2	10	202695	208161
size 4	800	801 - 1.000	3	10	202696	208162
size 5	1.000	1.001 - 1.200	3	10	202697	208163
size 6	1.200	1.201 - 1.400	3	10	202698	208164



8.1.2 Mushroom height 9.0 mm




- silver

	L				No	No Tricoat
size 1	200	200 - 400	1	10	202705	208165
size 2	400	401 - 600	2	10	202706	208166
size 3	600	601 - 800	2	10	202707	208167
size 4	800	801 - 1.000	3	10	202708	208168
size 4A	900	901 - 1.100	3	10	208809	
size 5	1.000	1.001 - 1.200	3	10	202709	208169
size 5A	1.100	1.101 - 1.300	3	10	208810	
size 6	1.200	1.201 - 1.400	3	10	202710	208170

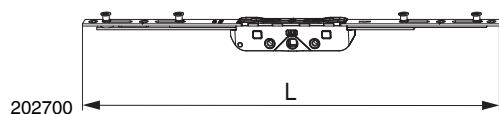





8.1.3 Mushroom height 10.5 mm

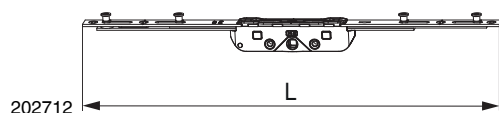
- silver




	L				No	No Tricoat
size 1	200	200 - 400	1	10	202691	
size 2	400	401 - 600	2	10	202690	
size 3	600	601 - 800	2	10	202689	
size 4	800	801 - 1.000	3	10	202688	
size 5	1.000	1.001 - 1.200	3	10	202687	
size 6	1.200	1.201 - 1.400	3	10	202686	

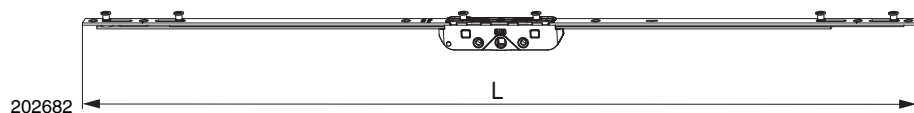
8.2 Espagnolettes, backset 22 mm






8.2.1 Mushroom height 7.7 mm	L				No	No Tricoat	
- silver	size 1	200	200 - 400	1	10	202699	208177
	size 2	400	401 - 600	2	10	202700	208178
	size 3	600	601 - 800	2	10	202701	208179
	size 4	800	801 - 1.000	3	10	202702	208180
	size 5	1.000	1.001 - 1.200	3	10	202703	208181
	size 6	1.200	1.201 - 1.400	3	10	202704	208182



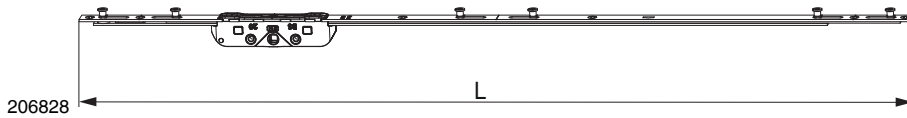
8.2.2 Mushroom height 9.0 mm	L				No	No Tricoat	
- silver	size 1	200	200 - 400	1	10	202711	208183
	size 2	400	401 - 600	2	10	202712	208184
	size 3	600	601 - 800	2	10	202713	208185
	size 4	800	801 - 1.000	3	10	202714	208186
	size 5	1.000	1.001 - 1.200	3	10	202715	208187
	size 6	1.200	1.201 - 1.400	3	10	202716	208188






8.2.3 Mushroom height 10.5 mm	L				No	No Tricoat	
- silver	size 1	200	200 - 400	1	10	202685	208189
	size 2	400	401 - 600	2	10	202684	208190
	size 3	600	601 - 800	2	10	202683	208191
	size 4	800	801 - 1.000	3	10	202682	208192
	size 4A	900	901 - 1.100	3	10	208815	
	size 5	1.000	1.001 - 1.200	3	10	202681	
	size 5A	1.100	1.101 - 1.300	3	10	208816	
	size 6	1.200	1.201 - 1.400	3	10	202679	208194

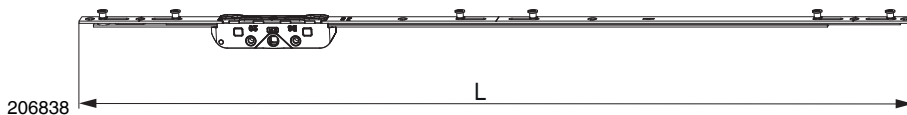
8.3 R.A.I.L. REACH

8.3.1 Handle height 185 mm, backset 20 mm






8.3.1.1 Mushroom height 7.7 mm

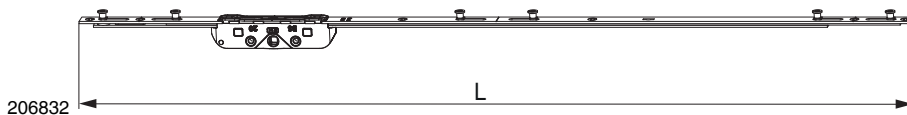
		L				No	No Tricoat
- silver	size 3	600	600 - 800	2	10	206827	
	size 4	800	801 - 1.000	3	10	206828	
	size 5	1.000	1.001 - 1.200	3	10	206829	
	size 6	1.200	1.201 - 1.400	3	10	206830	






8.3.1.2 Mushroom height 9.0 mm

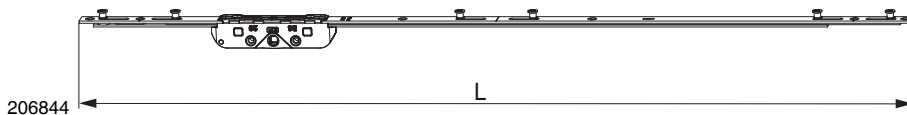
		L				No	No Tricoat
- silver	size 3	600	600 - 800	2	10	206837	
	size 4	800	801 - 1.000	3	10	206838	
	size 5	1.000	1.001 - 1.200	3	10	206839	208234
	size 6	1.200	1.201 - 1.400	3	10	206840	

8.3.2 Handle height 185 mm, backset 22 mm






8.3.2.1 Mushroom height 7.7 mm

		L				No	No Tricoat
- silver	size 3	600	600 - 800	2	10	206831	
	size 4	800	801 - 1.000	3	10	206832	
	size 5	1.000	1.001 - 1.200	3	10	206835	
	size 6	1.200	1.201 - 1.400	3	10	206836	



8.3.2.2 Mushroom height 9.0 mm

		L				No	No Tricoat
- silver	size 3	600	600 - 800	2	10	206842	
	size 4	800	801 - 1.000	3	10	206844	
	size 5	1.000	1.001 - 1.200	3	10	206845	
	size 6	1.200	1.201 - 1.400	3	10	206846	



9 Friction hinges

9.1	Top and side hung handed stay _____	56
9.2	Side hung extreme stay _____	58
9.3	Handed restrictor stay _____	60
9.4	Fire escape/easy clean friction stay _____	62
9.5	Fire escape/easy clean extreme friction stay _____	64



9 Friction hinges

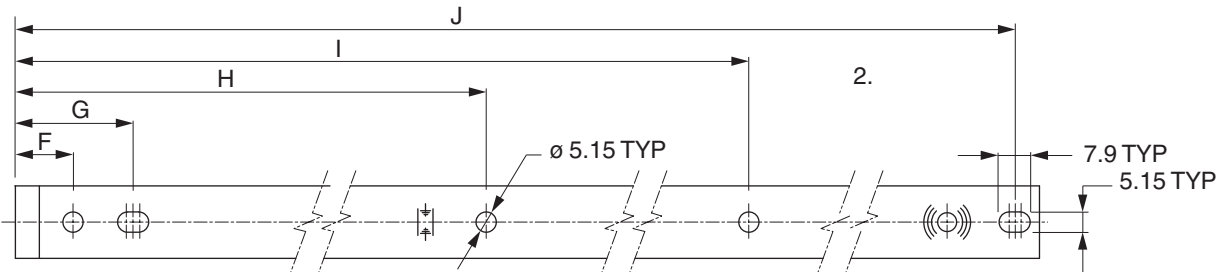
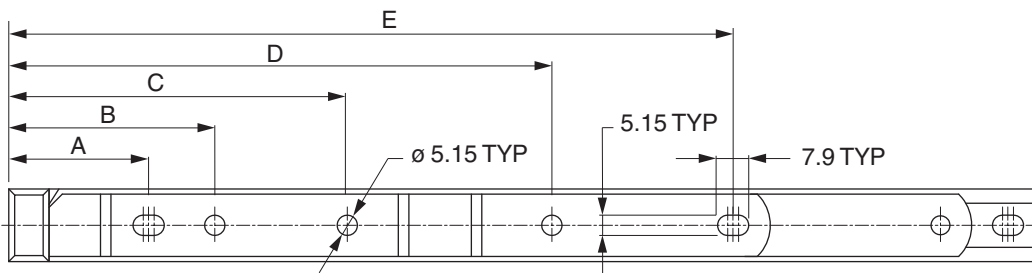
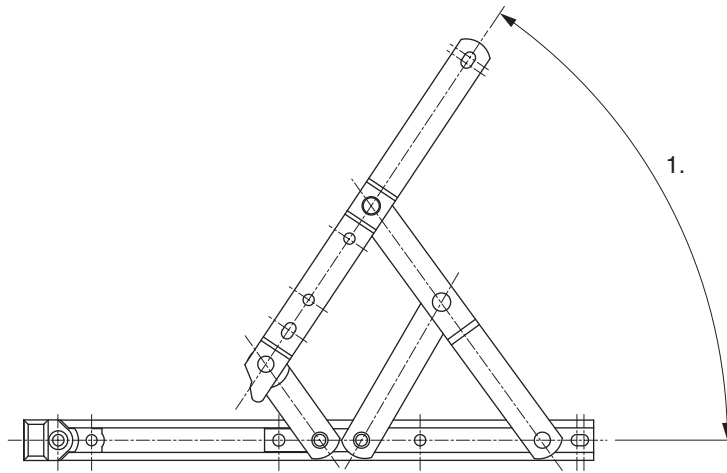
9.1 Top and side hung handed stay

Improved security and weather performance through use of nylon reduced friction end cap.

Designed to offer a smooth closure and higher performance for window applications of all sizes.

- Available in 8, 10, 12, 16, 20 and 24 inch top hung and 8, 12 and 16 inch side hung
- Manufactured using high grade austenitic and ferritic stainless steel
- Tested to 30,000 cycles

Part Number austen	Part Number ferritic	Size inches	Size mm	Application	Sash Width mm	Sash Height mm	Sash Weight approx. KG	Stack Height mm	Opening angle degrees	Pack Qty
472048	472000	8	210	top hung	1200	300	10	13/14	62	50 pairs
472048	472000	8	210	side hung	400	1200	18	13/14	62	50 pairs
472049	472001	10	260	top hung	1200	450	16	13/14	90	50 pairs
472050	472002	12	304	top hung	1200	600	21	13/14	86	25 pairs
472050	472002	12	304	side hung	600	1200	24	13/14	86	25 pairs
472051	472003	16	406	top hung	1200	750	22	13/14	83	25 pairs
472051	472003	16	406	side hung	700	1300	26	13/14	83	25 pairs
472052	472004	20	511	top hung	1200	900	24	13/14	42	25 pairs
472053	472005	24	616.4	top hung	1200	1500	50	13/14	38	25 pairs
472072	472024	8	210	top hung	1200	300	10	16/17	62	50 pairs
472072	472024	8	210	side hung	400	1200	18	16/17	62	50 pairs
472073	472025	10	260	top hung	1200	450	16	16/17	90	50 pairs
472074	472026	12	304	top hung	1200	600	21	16/17	86	25 pairs
472074	472026	12	304	side hung	600	1200	24	16/17	86	25 pairs
472075	472027	16	406	top hung	1200	750	22	16/17	83	25 pairs
472075	472027	16	406	side hung	700	1300	26	16/17	83	25 pairs
472076	472028	20	511	top hung	1200	900	24	16/17	42	25 pairs
472077	472029	24	616.4	top hung	1200	1500	50	16/17	38	25 pairs



1. See table
2. Underside of channel fixing holes

Application	Size inches	A	B	C	D	E	F	G	H	I	J
top/side hung	8	mm	mm	mm	mm	mm	mm	mm	mm	mm	mm
top hung	10	36.2	53.0	-	-	150.8	15.5	30.5	159.5	-	203.9
top hung	12	36.2	52.5	-	69.7	202.7	15.5	30.5	-	209.5	253.8
top/side hung	16	36.0	58.2	-	202.7	-	15.5	30.3	-	199.7	305.2
top/side hung	20	36.2	138.9	-	271.9	-	15.5	30.5	-	308.7	406.8
top hung	24	36.2	53.0	-	217.2	311.2	15.5	30.5	217.8	-	508.7
top hung	24	36.2	53.0	98.4	268.0	362.0	15.5	30.5	217.5	405.3	609.5

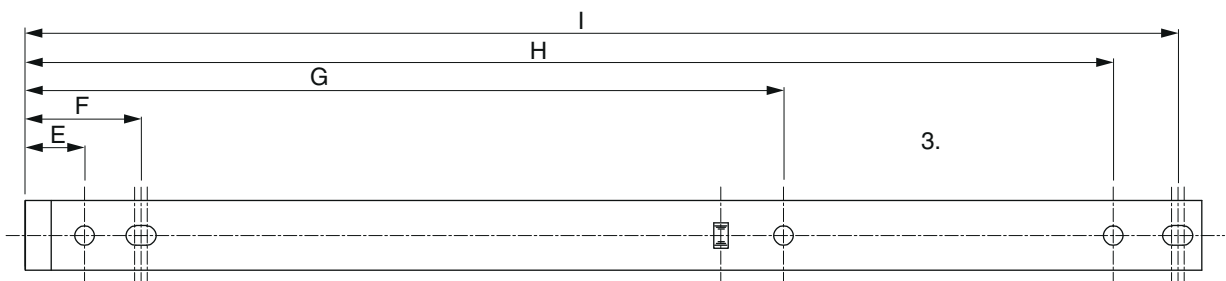
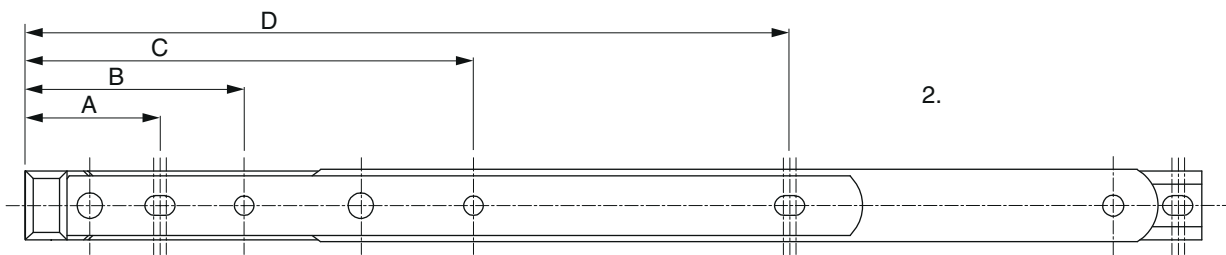
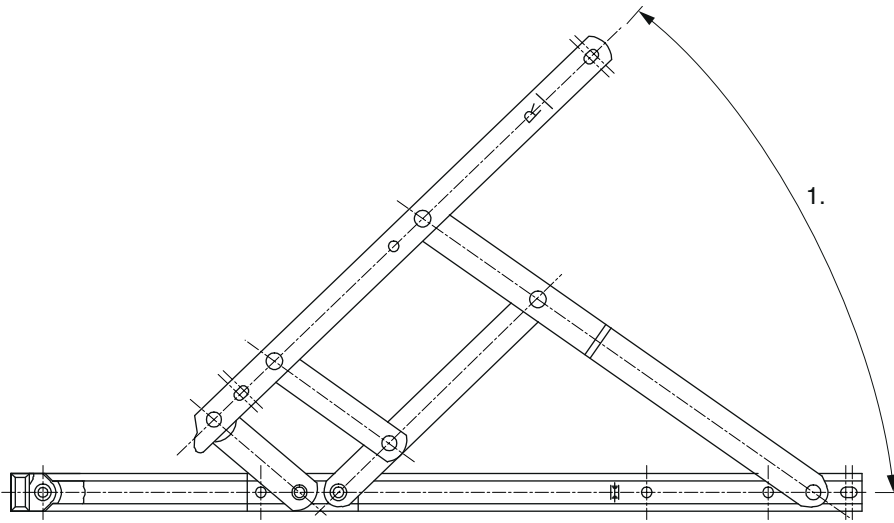


9.2 Side hung extreme stay

For extreme durability and strength.

- Maximum vent width of 950 mm and a maximum weight of 35 kg
- Available in 13 mm and 17 mm stack heights
- Tested to 50,000 cycles for durability
- Overlap slide for enhanced smooth operation
- 2 reinforced austenitic heavy duty links for added strength
- Easy clean complies with BS 8213
- Conforms to BS 6375 Part 2 1987 and BBA Assessment report 2161A

Part Number austen	Part Number ferritic	Size inches	Size mm	Sash Width mm	Sash Weight approx. KG	Stack Height mm	Opening angle degrees	Pack Qty
472056	472008	12	311	750	30	13/14	87	50 pairs
472057	472009	16	406	950	35	13/14	84	25 pairs
472080	472032	12	311	750	30	16/17	87	50 pairs
472081	472033	16	406	950	35	16/17	84	25 pairs



1. See table
2. Top view of fourth arm vent fixing holes
3. Underside of channel fixing holes

Application	Size inches	A	B	C	D	E	F	G	H	I
side hung	12	mm 36.0	mm 58.2	mm -	mm 202.7	mm 15.5	mm 30.3	mm 199.7	mm -	mm 305.2
side hung	16	mm 35.2	mm -	mm 138.0	mm 270.8	mm 15.5	mm 30.9	mm 308.5	mm 369.0	mm 406.0



9.3 Handed restrictor stay

Simple built in child resistant catch, limiting the opening. Quick one handed operation for an adult to open the window fully.

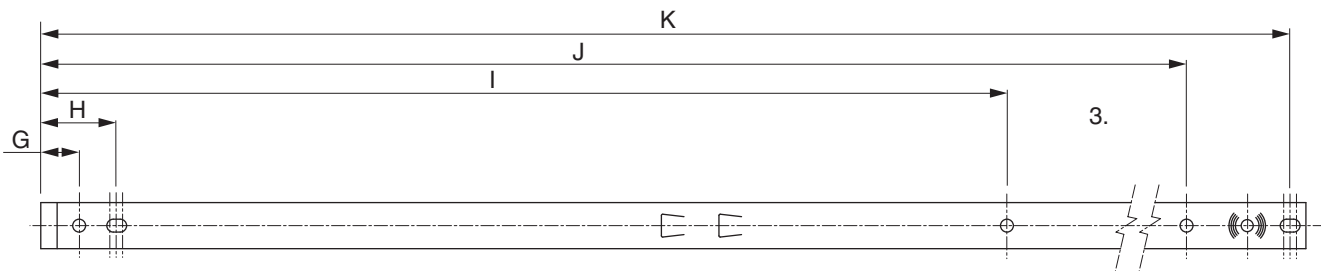
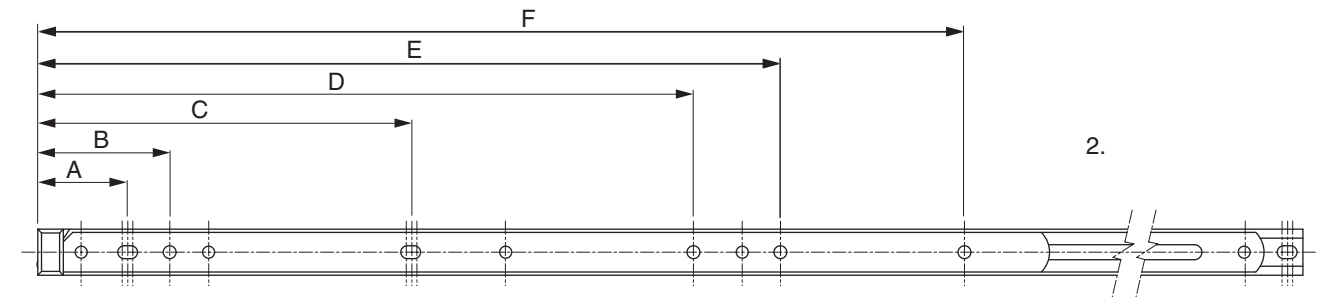
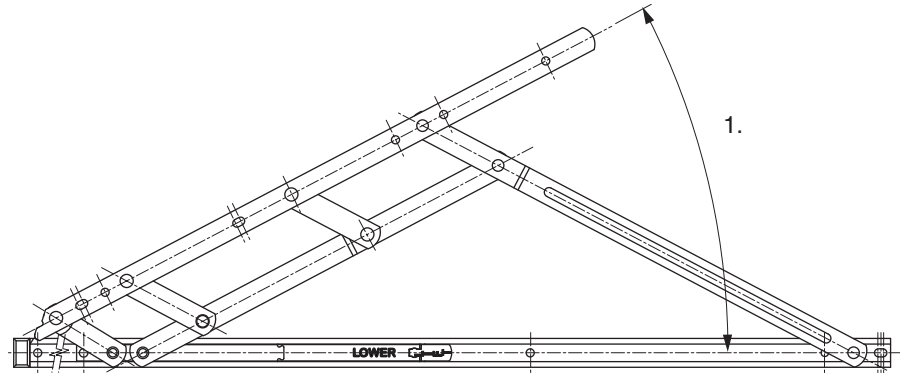
- Child resistant catch limits the opening to 100 mm maximum when activated
- Tested to BS 6375 Part 2 1987 to withstand a force of 600N when opened to its restricted position
- Single side hung or as a pair for top hung

- Built in quick release levers allow windows to be fully opened for easy cleaning conforming to BS 8213 Part 1 1991
- Widely used by local authorities, housing specifiers and fabricators
- Suitable for kite marked BS 7415 windows
- Manufactured using high grade austenitic and ferritic stainless steel

Rh Part Number austen	Lh Part Number austen	Rh Part Number ferritic	Lh Part Number ferritic	Size inches	Size mm	Sash Width mm	Sash Height mm	Sash Weight KG	Stack Height mm	Restricted Angle	Opening angle	Pack Qty
472062	472063	472014	472015	12	311	1200	600	20	13/14	11	59	50 single
472064	472065	472016	472017	16	406	1200	750	24	13/14	10	48	50 single
472066	472067	472018	472019	20	508	1200	900	24	13/14	8.5	45	50 single
472068	472069	472020	472021	24	609	1200	1200	32	13/14	7.6	45	50 single
472070	472070	472022	472022	12	311	650	1250	20	13/14	11	59	25 pairs
472071	472071	472023	472023	16	406	700	1300	24	13/14	10	48	25 pairs
472086	472087	472038	472039	12	311	1200	600	20	16/17	11	59	50 single
472088	472089	472040	472041	16	406	1200	750	24	16/17	10	48	50 single
472090	472091	472042	472043	20	508	1200	900	24	16/17	8.5	45	50 single
472092	472093	472044	472045	24	609	1200	1200	32	16/17	7.6	45	50 single
472094	472094	472046	472046	12	311	650	1250	20	16/17	11	59	25 pairs
472095	472095	472047	472047	16	406	700	1300	24	16/17	10	48	25 pairs

To release the restricted mechanism, pull the window towards you slightly, gently lift the restrictor catches and push the window open.

Pull the window fully closed to activate the automatic reset facility.



1. See table
2. Top view of fourth arm vent fixing holes
3. Underside of channel fixing holes

Application	Size inches	A	B	C	D	E	F	G	H	I	J	K
top/side hung	12	mm	mm	mm	mm	mm	mm	mm	mm	mm	mm	mm
top/side hung	16	32.6	-	114.8	-	212.7	279.3	15.5	30.5	-	269.3	305.7
top/side hung	16	36.2	53.0	165.3	-	314.3	380.9	15.5	30.5	-	370.7	407.0
top hung	20	36.2	53.0	217.2	-	-	311.1	15.5	30.5	391.7	472.5	508.4
top hung	24	36.2	53.0	149.5	262.8	297.6	371.0	15.5	30.8	391.1	574.5	610.4



9.4 Fire escape/easy clean friction stay

For clear egress and an easy clean solution.

- Full opening to 90 degrees providing clear egress of 500 mm on a 600 mm wide vent
- Easy to operate thumb catches allow the vent to slide to the easy clean mode giving between 100 mm and 250 mm clear

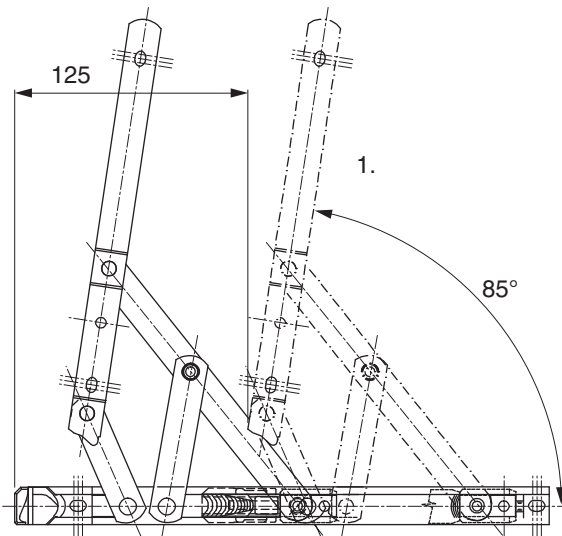
opening

- **Note: Please observe BS 8213 Part 1: 1991 Code of practice for safety in use and during cleaning of windows.**

Part Number austen	Part Number ferritic	Size inches	Size mm	Sash Width mm	Sash Height mm	Sash Weight approx. KG	Stack Height mm	Opening angle degrees	Pack Qty
472058	472010	12	311	600	1200	18	13/14	85	50 pairs
472059	472011	16	413	600	1200	21	13/14	89	25 pairs
472082	472034	12	311	600	1200	18	16/17	85	50 pairs
472083	472035	16	413	600	1200	21	16/17	89	25 pairs

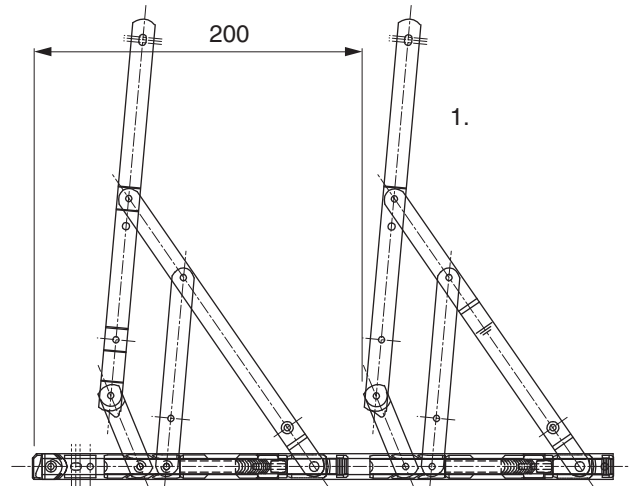
(21 with riser)

125 Easy-Clean

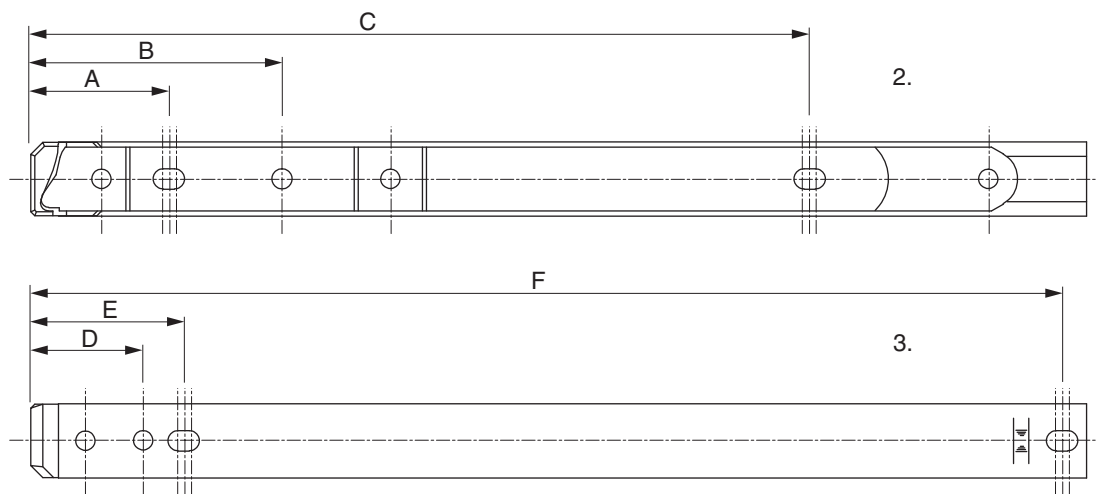


12" Side Hung Easy Clean

200 Easy-Clean



16" Side Hung Easy Clean



1. Packer used to obtain heights of 16/17 mm
2. Top view of fourth arm vent fixing holes
3. Underside of channel fixing holes

Application	Size inches	A	B	C	D	E	F	G
side hung	12	mm	mm	mm	mm	mm	mm	mm
side hung	12	34.2	61.8	208.3	31.4	41.4	305.7	-
side hung	16	34.4	138.4	271.4	270.8	31.3	41.3	407.2



9.5 Fire escape/easy clean extreme friction stay

For clear egress and an easy clean solution.

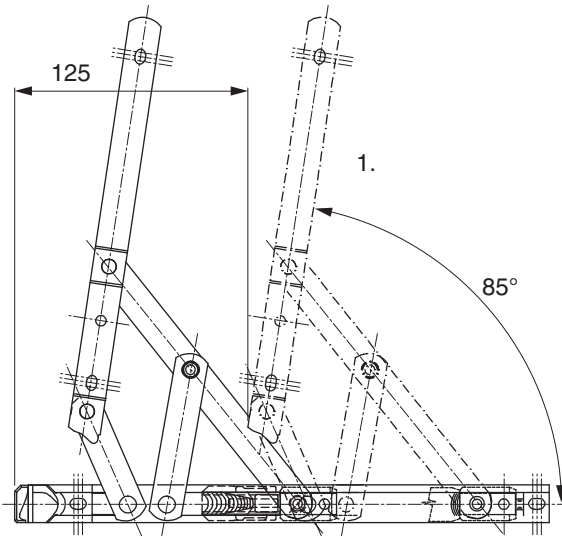
- Initial opening similar to standard friction stay
- Full opening to 90 degrees providing clear egress in excess of 500 mm on a 600 mm wide vent
- Easy to operate thumb catches allow the vent to slide to the easy clean position giving between 100 and 250 mm clear

opening

- To reset simply close the window and then re-open to go back to the egress position and close
- **Note: Please observe BS 8213 Part 1: 1991 Code of practice for safety in use and during cleaning of windows.**

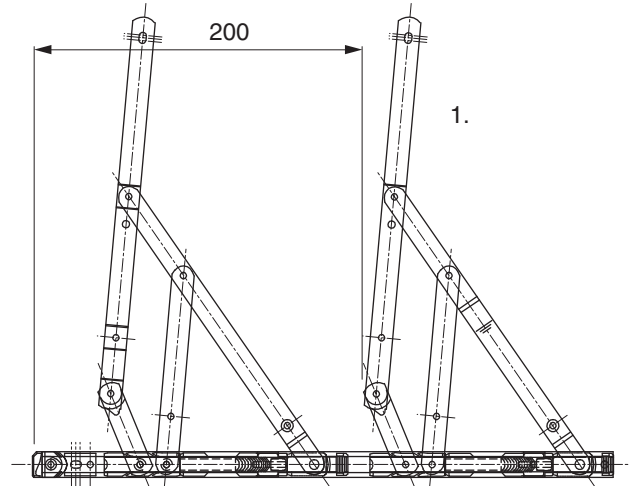
Part Number austen	Part Number ferritic	Size inches	Size mm	Sash Width mm	Sash Weight approx. KG	Stack Height mm	Opening angle degrees	Pack Qty
472060	472012	12	311	700	30	13/14	85	50 pairs
472061	472013	16	406	800	30	13/14	89	25 pairs
472084	472036	12	311	700	30	16/17	85	50 pairs
472085	472037	16	406	800	30	16/17	89	25 pairs

125 Easy-Clean

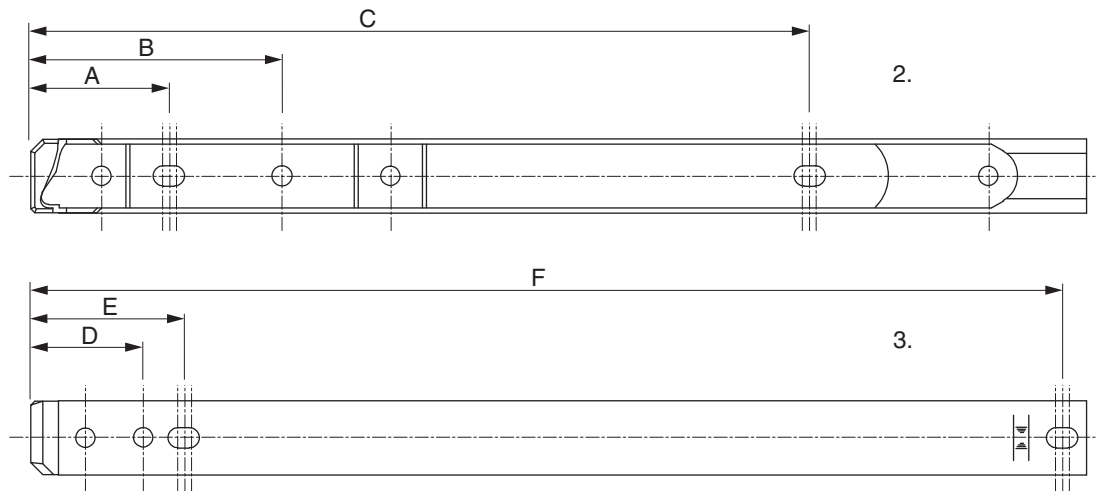


12" Side Hung Easy Clean

200 Easy-Clean



16" Side Hung Easy Clean



1. Packer used to obtain heights of 16/17 mm
2. Top view of fourth arm vent fixing holes
3. Underside of channel fixing holes

Application	Size inches	A	B	C	D	E	F	G
side hung	12	mm	mm	mm	mm	mm	mm	mm
side hung	12	34.2	61.8	208.3	31.4	41.4	305.7	-
side hung	16	34.4	138.4	271.4	270.8	31.3	41.3	407.2

MACO
ESPAGS



Friction hinges



10 Striker plates

10.1 Product information _____ **68**



10 Striker plates

10.1 Product information

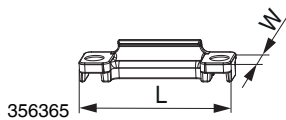
To order the correct striker type please refer to the latest profile datasheet.




11 Hinge protectors

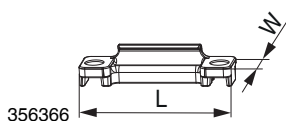
11.1	Stack height 13 mm	70
11.2	Stack height 17 mm	70
11.3	Profile specific	71

11 Hinge protectors




11.1 Stack height 13 mm

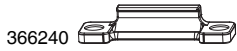
			L	W		No	No Tricoat
- silver	for PVC	Egress Frame	68	18,5	200	352928	
		Standard Frame	68	17	200	94100	
		Universal Sash	68	18,5	200	356365	




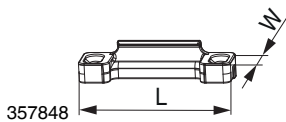
11.2 Stack height 17 mm


			L	W		No	No Tricoat
- silver	for PVC	Egress Frame	68	18,5	200	353309	
		Standard Frame	68	17	200	94200	
		Universal Sash	68	18,5	200	356366	

11.3 Profile specific



11.3.1 Profile specific for sash				L	W		No	No Tricoat
- silver	for PVC	Spectus Elite 70	LH/RH	68	18,5	200	366240	
		Veka 70 + 70FS		68	18,5	200	367260	
	for timber		LH/RH	68	18,5	200	362625	



11.3.2 Profile specific for frame				L	W		No	No Tricoat
- silver	for PVC	Eurocell Eurologic 70	LH/RH	68	18,5	200	357848	
		Spectus Elite 70	LH/RH	68	18,5	200	366241	
		Synseal Synergy	LH/RH	68	18,5	200	362187	
		Veka 70 + 70FS	LH/RH	68	18,5	200	367261	

MACO
ESPAGS



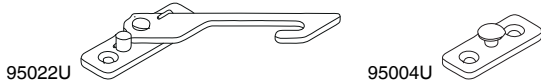
Hinge protectors



12 Restrictors

12.1	Auto latch restrictors — ferritic	74
12.2	Auto latch restrictors — austenitic	74
12.3	Laminated restrictors	74
12.4	MULTI VENT opening restrictors	74
12.5	MULTI VENT packers for housings	75

12 Restrictors



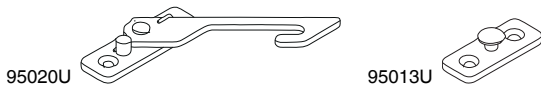
12.1 Auto latch restrictors — ferritic



No

No
Tricoat

Stainless Steel Restrictor ferritic LH	50	95022U	
Stainless Steel Restrictor ferritic RH	50	95023U	
Striker Post Stainless Steel ferritic Post Height 2.5mm	50	95009U	
Striker Post Stainless Steel ferritic Post Height 9.5mm	50	95004U	
Striker Post Stainless Steel ferritic Post Height 10.5mm	50	95007U	
Striker Post Stainless Steel ferritic Post Height 11.5mm	50	95005U	
Striker Post Stainless Steel ferritic Post Height 14.5mm	50	95006U	
Striker Post Stainless Steel ferritic Post Height 16.5mm	50	95008U	



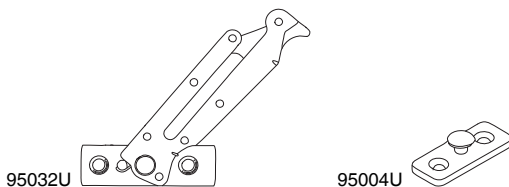
12.2 Auto latch restrictors — austenitic



No

No
Tricoat

Stainless Steel Restrictor austenitic LH	50	95020U	
Stainless Steel Restrictor austenitic RH	50	95021U	
Striker Post Stainless Steel austenitic Post Height 9.5mm	50	95013U	
Striker Post Stainless Steel austenitic Post Height 10.5mm	50	95012U	
Striker Post Stainless Steel austenitic Post Height 11.5mm	50	95014U	
Striker Post Stainless Steel austenitic Post Height 13.5mm	50	95015U	
Striker Post Stainless Steel austenitic Post Height 14.5mm	50	95016U	



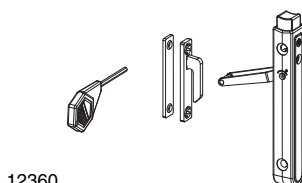
12.3 Laminated restrictors



No

No
Tricoat

Laminated Stainless Steel Restrictor ferritic LH	50	95032U	
Laminated Stainless Steel Restrictor ferritic RH	50	95033U	
Striker Post Stainless Steel ferritic Post Height 2.5mm	50	95009U	
Striker Post Stainless Steel ferritic Post Height 9.5mm	50	95004U	
Striker Post Stainless Steel ferritic Post Height 10.5mm	50	95007U	
Striker Post Stainless Steel ferritic Post Height 11.5mm	50	95005U	
Striker Post Stainless Steel ferritic Post Height 14.5mm	50	95006U	
Striker Post Stainless Steel ferritic Post Height 16.5mm	50	95008U	



12360

12.4 MULTI VENT opening restrictors



No

No
Tricoat

grey brown RAL 8019	20	12361	
traffic white RAL 9016	20	12360	



12.5 MULTI VENT packers for housings



Nº

Nº
Tricoat

white

5°

100

42509

15°

100



42514



13 Directory

№		Page	№		Page	№		Page
1			206838		54	227992		19
101530	20	41	206839	10	54	227993	10	19
101536	40	36	206840	10	54	227994	10	19
101537	20	41	206842	10	54	227995	10	20
101722	10	24	206844	10	54	227996	10	20
101723	10	24	206845	10	54	227997	10	20
101725	10	24	206846	10	54	227998	10	20
101726	10	24	208159	10	52	227999	10	20
101728	10	24	208160	10	52	228000	10	19
101730	10	24	208161	10	52	228001	10	19
101759	10	24	208162	10	52	228002	10	19
101760	10	24	208163	10	52	228003	10	19
101761	10	24	208164	10	52	228004	10	19
101762	10	24	208165	10	52	228005	10	20
102699	40	36	208166	10	52	228006	10	20
102705	10	24	208167	10	52	228007	10	20
102708	10	24	208168	10	52	228008	10	20
102743	20	41	208169	10	52	228009	10	20
102858	20	41	208170	10	52	228010	10	21
102859	20	41	208177	10	53	228011	10	21
104019	20	45	208178	10	53	228012	10	21
104288	20	22	208179	10	53	228013	10	21
104289	20	22	208180	10	53	228014	10	21
104290	20	22	208181	10	53	228015	10	21
104291	20	22	208182	10	53	228016	10	21
11033	20	44	208183	10	53	228017	10	21
11034	20	44	208184	10	53	228018	10	22
11035	20	44	208185	10	53	228019	10	22
11037	20	44	208186	10	53	228020	10	22
11038	20	45	208187	10	53	228021	10	22
11041	20	45	208188	10	53	228022	10	22
11048	20	45	208189	10	53	228023	10	22
11050	20	45	208190	10	53	228024	10	22
11262	40	36	208191	10	53	228025	10	22
11263	40	36	208192	10	53	228590	20	25
11804	20	41	208194	10	53	229892	10	15
12360	20	74	208234	10	54	229893	10	15
12361	20	74	208809	10	52	229894	10	15
			208810	10	52	229895	10	15
2			208815	10	53	229896	10	15
202679	10	53	208816	10	53	229897	10	15
202681	10	53	209019	40	38	229898	10	15
202682	10	53	209070	40	38	229899	10	15
202683	10	53	209717	40	25,38,47	229900	10	15
202684	10	53	209719	20	50	229901	10	15
202685	10	53	211689	40	49			
202686	10	52	211690	30	49	3		
202687	10	52	211691	20	50	352928	200	70
202688	10	52	211692	20	50	353309	200	70
202689	10	52	211693	20	50	356365	200	70
202690	10	52	213184	40	39,39	356366	200	70
202691	10	52	213185	40	40,48	357848	200	71
202693	10	52	213186	40	40,48	362187	200	71
202694	10	52	213188	40	40	362625	200	71
202695	10	52	213444	40	25,38,47	366240	200	71
202696	10	52	214117	40	36	366241	200	71
202697	10	52	214122	40	39	367260	200	71
202698	10	52	214123	40	39	367261	200	71
202699	10	53	214124	40	39	367891	200	22
202700	10	53	214125	40	25,25,38,38,38,47,47	367892	200	22
202701	10	53	215299	40	40,48			
202702	10	53	216094	40	25,47	4		
202703	10	53	216095	40	25,47	42509	100	75
202704	10	53	216096	40	25,47	42514	100	75
202705	10	52	216097	40	25,47			
202706	10	52	219781	10	23	5		
202707	10	52	219782	10	23	57141	40	40,48
202708	10	52	219783	10	23	57142	40	40,48
202709	10	52	219784	10	23	57143	40	40,48
202710	10	52	219785	20	23	57144	40	48
202711	10	53	220029	20	50	57145	40	40
202712	10	53	220030	20	50	57146	40	40,48
202713	10	53	220031	20	50	57147	40	48
202714	10	53	220035	20	50	57148	40	40
202715	10	53	220036	20	50	57151	20	28
202716	10	53	220037	20	50	57152	20	28
205961	20	50	220229	40	49	57153	20	28
206590	40	39	220230	30	49	57154	20	28
206591	40	39	220232	40	49	57155	20	28
206615	40	39	220233	30	49	57156	20	28
206827	10	54	222616	40	40	57157	20	28
206828	10	54	222623	30	49	57158	20	28
206829	10	54	224790	20	44	57159	20	28
206830	10	54	226580	20	32	57160	20	28
206831	10	54	226581	20	32	57161	20	28
206832	10	54	226582	20	32	57162	20	28
206833	10	54	226583	20	32	57163	20	29
206835	10	54	226585	20	32	57164	20	29
206836	10	54	227990	10	19	57165	20	29
206837	10	54	227991	10	19	57166	20	29



Nº		Page	Nº		Page
57167	20	29	95012U	50	74
57168	20	29	95013U	50	74
57169	20	29	95014U	50	74
57170	20	29	95015U	50	74
57171	20	29	95016U	50	74
57172	20	29	95020U	50	74
57173	20	29	95021U	50	74
57174	20	29	95022U	50	74
57175	40	36	95023U	50	74
57176	40	36	95032U	50	74
57177	40	36	95033U	50	74
57178	40	37			
58140	40	46,46			
58141	40	46			
58142	40	46			
58143	40	46			
58144	40	46			
58145	40	46			
58146	40	46			
58147	40	46			
58148	40	46			
58149	40	46			
58150	40	46			
58151	40	46			
58152	40	46			
58153	40	46			
58154	40	46			
58155	40	46			
58156	40	46			
58157	30	38			
58158	30	38			
58159	40	38			
58160	40	25,38,47			
58161	40	25,38,47			
58162	40	38			
58163	40	38			
58164	40	38			
58165	40	38			
58166	40	25,47			
58167	40	25,47			
58168	40	25,47			
58169	40	25,47			
58170	40	39,39			
58171	40	39			
58172	40	39			
58173	40	39			
58174	40	39			
58175	40	39			
58176	40	39			
58177	40	25,25,38,38,38,47,47			
58486	20	32			
58488	20	32			
58490	20	33			
58492	20	33			
58493	20	32			
58494	20	32			
58496	20	33			
58497	20	33			
58500	20	32			
58501	20	32			
58502	20	32			
58503	20	33			
58504	20	33			
58505	20	33			
58507	20	32			
58508	20	32			
58509	20	32			
58510	20	33			
58511	20	33			
58512	20	33			
58515	20	32			
58516	20	32			
58517	20	33			
58518	20	33			
58519	20	33			
58521	20	32			
58522	20	32			
58523	20	32			
58524	20	33			
58525	20	33			
58526	20	33			
58528	10	32			
58529	10	32			
58530	10	33			
58531	10	33			
9					
94100	200	70			
94200	200	70			
95004U	50	74,74			
95005U	50	74,74			
95006U	50	74,74			
95007U	50	74,74			
95008U	50	74,74			
95009U	50	74,74			

**MACO
ESPAGS**



**MACO DOOR & WINDOW
HARDWARE (U.K.) LTD**
Eurolink Industrial Centre
Castle Road, Sittingbourne
Kent ME10 3LY

TEL +44 1795 433900
enquiry@macouk.net
www.macouk.net

Satisfied?

We appreciate your
feedback@maco.eu

Order.-No. 750341EN – Date: July 2020
All rights reserved and subject to change.

This print document is revised regularly.
The latest version is available at
<http://www.maco.eu/sites/assets/MacoDocs/750341/750341en.pdf>
or by scanning the QR code.

